

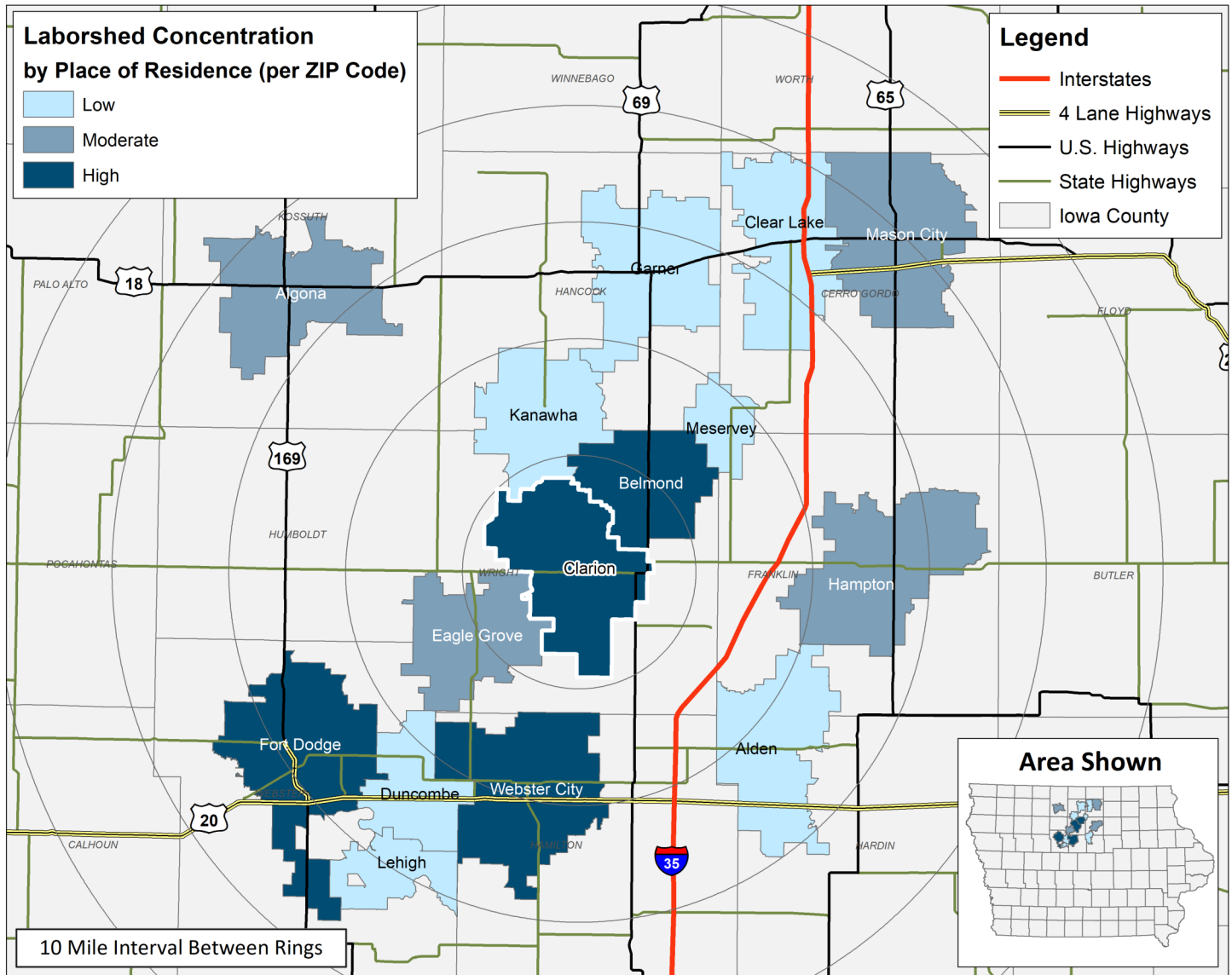
LABOR CHARACTERISTICS

FINANCIAL SERVICES & ADMINISTRATIVE SUPPORT



WRIGHT COUNTY LABORSHED AREA

CONCENTRATION OF RESPONDENTS WITHIN THE LABORSHED AREA WITH TRANSFERABLE EXPERIENCE/SKILLS BY PLACE OF RESIDENCE



Workers who have transferable experience/skills in the industry are currently commuting an average of 6 miles one way for work. Those who are likely to change/accept employment are willing to commute an average of 20 miles one way for the right employment opportunity.

FOR MORE INFORMATION REGARDING THE WRIGHT COUNTY, IA LABORSHED, CONTACT:

LABOR CHARACTERISTICS



FINANCIAL SERVICES & ADMINISTRATIVE SUPPORT

ESTIMATED AVAILABLE LABOR PER OCCUPATIONAL CATEGORY:

- Computer & Information Systems Managers - 198
- Claims Adjusters, Examiners, & Investigators - 199
- Accountants & Auditors - 200
- Loan Officers - 201
- Payroll & Timekeeping Clerks - 202
- Tellers - 203
- Loan Interviewers & Clerks - 204
- Order Clerks - 205
- Receptionists & Information Clerks - 403
- Stock Clerks & Order Fillers - 404
- Insurance Claims & Policy Processing Clerks - 405
- Administrative Services Managers - 604
- Insurance Sales Agents - 605
- Customer Service Representatives - 806
- Office Clerks, General - 1,008
- Supervisors of Office & Administrative Support Workers - 1,209
- Bookkeeping, Accounting, & Auditing Clerks - 1,410
- Secretaries & Administrative Assistants - 1,411

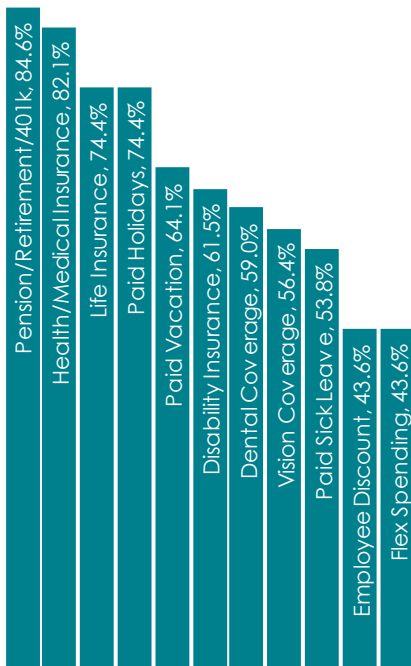
AN ESTIMATED TOTAL OF **9,877** PEOPLE IN THE LABORSHED AREA

UNDEREMPLOYMENT (ESTIMATED):


- Low hours - 2.0% (23)
- Mismatch of skills - 2.0% (23)
- Low income - 0.0%
- Total - 4.1% (46)

(Individuals counted only once when estimating Total Underemployment.)

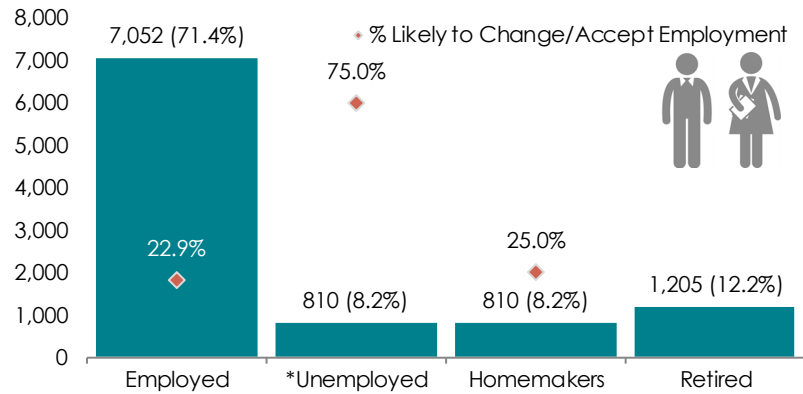
CURRENT BENEFITS:



DESIRED BENEFITS:



ESTIMATED TOTAL BY EMPLOYMENT STATUS (PERCENTAGE):



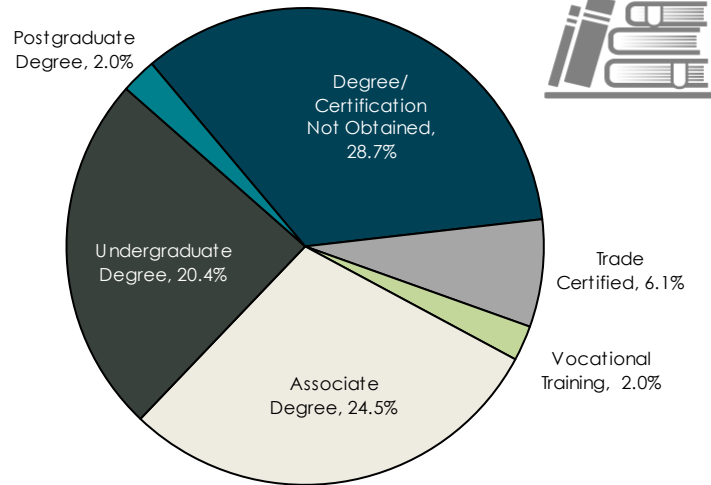
**Employment status is self-identified by the survey respondent. The unemployment percentage does not reflect the unemployment rate published by the U.S. Bureau of Labor Statistics, which applies a stricter definition.*

EMPLOYMENT STATS:

- 67.3% paid an hourly wage
- 67.3% are/were employed full-time
- 32.7% are/were employed part-time
- 14.3% are/were self-employed
- 11.4% hold two or more jobs
- Currently working an average of 38 hours/week

EDUCATIONAL LEVEL:

(83.7% HAVE AN EDUCATION BEYOND HIGH SCHOOL)



TOP JOB SEARCH RESOURCES:

(For those seeking employment opportunities, by use.)

- Internet - 78.3%
 - www.indeed.com
 - www.monster.com
 - www.linkedin.com
- Newspapers - 30.4%
- Private Employment Services - 15.2%
- IowaWORKS Centers - 15.2%
- Networking through friends, family or acquaintances - 15.2%

WORKPLACE FLEXIBILITY:

(by percent of interest)

- Cross-training - 91.7%
- Job teams - 83.3%
- Job sharing - 58.3%
- Varied shifts - 50.0%
- Seasonal work - 75.0%
- Temporary work - 50.0%



LABOR CHARACTERISTICS



FINANCIAL SERVICES & ADMINISTRATIVE SUPPORT

OCCUPATION	OCCUPATIONAL CODE	MEAN WAGE	ENTRY WAGE	EXPERIENCED WAGE	MEDIAN WAGE	MEAN ANNUAL SALARY
Accountants and Auditors	13-2011	\$28.72	\$19.82	\$33.18	\$27.36	\$59,748
Administrative Services Managers	11-3011	\$41.34	\$29.73	\$47.14	\$38.29	\$85,978
Bill and Account Collectors	43-3011	\$15.12	\$13.43	\$15.96	\$14.94	\$31,444
Billing and Posting Clerks and Machine Operators	43-3021	\$15.79	\$12.51	\$17.43	\$15.65	\$32,847
Bookkeeping, Accounting, and Auditing Clerks	43-3031	\$18.16	\$12.56	\$20.96	\$16.59	\$37,764
Claims Adjusters, Examiners, and Investigators	13-1031	\$35.04	\$28.05	\$38.53	\$35.71	\$72,885
Compliance Officers, Except Agriculture, Construction, Health and Safety, and Transportation	13-1041	\$28.04	\$20.53	\$31.80	\$28.12	\$58,332
Computer and Information Systems Managers	11-3021	\$48.68	\$34.85	\$55.60	\$45.91	\$101,261
Computer Network Support Specialists	15-1152	\$26.07	\$17.19	\$30.51	\$23.97	\$54,220
Computer Operators	43-9011	\$17.79	\$13.99	\$19.69	\$17.30	\$37,004
Computer Programmers	15-1131	\$30.05	\$16.64	\$36.75	\$29.31	\$62,500
Computer Systems Analysts	15-1121	\$28.58	\$20.57	\$32.58	\$24.97	\$59,445
Credit Counselors	13-2071	\$20.16	\$16.61	\$21.93	\$20.55	\$41,928
Customer Service Representatives	43-4051	\$16.30	\$11.30	\$18.80	\$14.98	\$33,904
Data Entry Keyers	43-9021	\$16.32	\$12.09	\$18.43	\$15.61	\$33,937
Database Administrators	15-1141	\$35.07	\$22.13	\$41.53	\$35.68	\$72,937
Executive Secretaries and Executive Administrative Assistants	43-6011	\$20.49	\$14.78	\$23.35	\$19.71	\$42,628
File Clerks	43-4071	\$13.82	\$11.99	\$14.73	\$13.51	\$28,741
Financial Analysts	13-2051	\$29.00	\$23.44	\$31.78	\$28.67	\$60,328
Financial Managers	11-3031	\$43.90	\$27.92	\$51.89	\$40.51	\$91,303
First-Line Supervisors of Non-Retail Sales Workers	41-1012	\$29.27	\$21.56	\$33.12	\$27.52	\$60,877
First-Line Supervisors of Office and Administrative Support Workers	43-1011	\$25.55	\$18.22	\$29.22	\$23.96	\$53,144
Human Resources Assistants, Except Payroll and Timekeeping	43-4161	\$17.95	\$12.79	\$20.53	\$17.21	\$37,340
Insurance Claims and Policy Processing Clerks	43-9041	\$16.85	\$13.89	\$18.34	\$15.81	\$35,055
Insurance Sales Agents	41-3021	\$23.03	\$14.51	\$27.29	\$24.07	\$47,901
Interviewers, Except Eligibility and Loan	43-4111	\$13.94	\$10.76	\$15.53	\$13.61	\$29,003
Legal Secretaries	43-6012	\$16.58	\$11.44	\$19.16	\$15.02	\$34,493
Loan Officers	13-2072	\$33.51	\$19.42	\$40.56	\$33.43	\$69,700
Network and Computer Systems Administrators	15-1142	\$32.84	\$23.85	\$37.33	\$31.72	\$68,302
Office and Administrative Support Workers, All Other	43-9199	\$13.90	\$10.70	\$15.50	\$13.82	\$28,920
Office Clerks, General	43-9061	\$15.47	\$10.45	\$17.99	\$14.78	\$32,182
Order Clerks	43-4151	\$17.83	\$14.20	\$19.65	\$17.54	\$37,087
Payroll and Timekeeping Clerks	43-3051	\$18.92	\$14.70	\$21.03	\$17.94	\$39,349
Procurement Clerks	43-3061	\$18.16	\$12.51	\$20.99	\$18.36	\$37,781
Receptionists and Information Clerks	43-4171	\$13.70	\$10.52	\$15.29	\$13.65	\$28,498
Secretaries and Administrative Assistants, Except Legal, Medical, and Executive	43-6014	\$13.91	\$9.25	\$16.24	\$13.76	\$28,931
Stock Clerks and Order Fillers	43-5081	\$12.34	\$8.53	\$14.24	\$11.41	\$25,669
Tellers	43-3071	\$13.96	\$12.37	\$14.76	\$13.95	\$29,044

The 2018 Iowa Wage data for the Wright County Laborshed area was produced by the Labor Force & Occupational Analysis Bureau to provide communities local information on wages by occupation. The source of the wage and employment data is based on the May 2017 OES estimates. Additional occupational wage and employment data can be found at www.iowalmi.gov/laborshed.